



INSTRUCTION OF USE

BOIL AND BITE MOUTHGUARD CAÏMAN

SENIOR AND JUNIOR

Senior Ref RK20202096001 Junior Ref RK20202096002



BOIL AND BITE MOUTHGUARD

Senior Ref RK20202096001 / Junior Ref RK20202096002

Name:

Date:

Important note: Please insert your name and « start of use » date immediately and retain as it contains important informations that should be read carefully read before use and may be required for future reference.

The EU Declaration of Conformity document for this product can be found at www.rboxing.com

RD BOXING ® mouthguards are intended to protect the dental-maxillary zone of athletes body while practicing various martial arts and combat sports in training or competition situation. They ensure protection of this zone as required by EU, Personal Protection Equipment regulation.

Product identification:

This user information is applicable for the following products:

Product Name or Code	Guard Type Classi cañon	Sizes Available	Impact performance
830	Type 2	JUNIOR: Ages 10 years and under	3
831	Type 2	SENIOR: Ages 11 years and above	3

Level of protection:

SATRA Document M33: 2011 ISSUE 3 has 3 performance levels. Level 3 Impact Performance products offer higher level of protection than level 1 Impact Performance Product.

If used correctly, the mouthguards that are detailed within this user information booklet can prevent or reduce the severity of injuries associated with lesser contact sport activities.

WARNINGS !

- These mouthguards cannot guarantee protection against injuries caused by significant impacts sustained during sporting activities and cannot prevent head injuries or fatalities.
- DO NOT ALLOW any person other than the named user to use this mouthguard.
- Do not chew your mouthguards. Its protection, fit & durability may be greatly reduced and may no longer provide adequate protection to the end user.
- Do not use mouthguards showing wear, cracks, separation of layers or splits. If your mouthguard shows any signs of damage, throw it away and obtain a replacement immediately.
- For wearers whose jaw growth, primary dentition exfoliation and secondary dentition eruption, is still in progress, the fit of the guard must be checked regularly during this period, by a responsible parent guardian. If the mouthguard is found to be loose or tight fitting to the teeth and gums, it must be replaced immediately.
- These mouthguards should not be used with braces or other dental devices, unless approved by the person fitting the brace. You must consult a dentist or orthodontist fitting a brace or other device to the teeth concerning the suitability of this or any other mouthguard.
- The constituent and materials used in the construction of these mouthguards are not considered to cause sensitisation or allergic reaction. However, if any pain or discomfort is felt during the use of this mouthguard, please consult a doctor or dental professional as appropriate.
- The retailer and manufacturer will be absolved of all liability in respect of any personal injury or other claims arising from the use of the products other than are intended, including unauthorised user modifications, actions or exposures.
- Do not make any alterations, expose to extreme temperatures, pyrochemicals, solvents nor their fumes, or treat in any manner that is not the intended use of the mouthguard as this may significantly reduce their level of protection.

Fitting instructions :

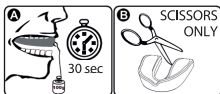
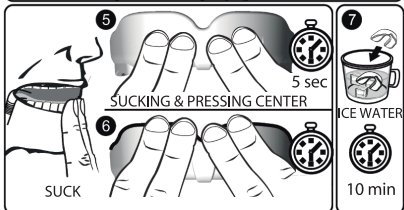
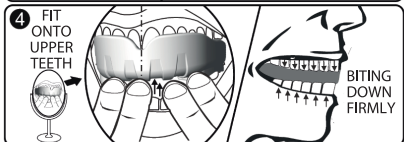

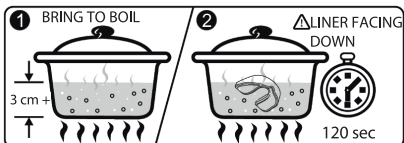
When choosing a mouthguard, choose a guard that is of the correct type and size based on the age range information provided by the manufacturer. Please ensure that the mouthguard you have chosen is of the correct type and performance level related to the sport that you will be using this mouthguard for. A list of all sporting activities that these mouthguards are considered to be suitable for are provided.

WARNING: Make sure that all steps of fitting instructions below are respected. Final efficiency of mouthguard is mostly linked to quality of its molding.

- Prepare two recipients, one of boiling water and one of cold water.
- Dip the mouthguard into the boiling water with a metal spoon for 30 seconds.
- Remove the mouthguard with the metal spoon to avoid burning and dip in cold water for no more than two seconds to allow it to cool-off at surface.
- Fit mouthguard on upper teeth and adjust positioning by applying pressure with thumb in all areas, then press the lips against it with your fingers. (few seconds only)
- To mould the mouthguard, hold in this position and apply strong pressure by closing jaws so that teeth dig into device without biting through it. At same time, suck in excess water and air to create a vacuum effect and force device to adjust accordingly.
- Finally, when fitting is complete and satisfying replace into cold water for final cooling off (5 minutes).
- If necessary, cut with scissors or sharp blade all the exceeding material off the mouthguard.

Maintenance:

It is very important to check your mouthguards regularly for any signs of damage which may reduce the level of protection being offered by the protector. If the mouthguard shows any signs of wear, cracks, separation of layers or splits throw it away and obtain a replacement immediately. Dependant upon the regularity and severity of use, your mouthguard should have a minimum service life of one year, although this may vary and products should be visually inspected prior to each use for damage or other irregularities as outlined above, and checked for fit.



Used products should be disposed of in accordance with the local / national environmental regulations at an appropriate land fill site. Further information regarding these regulations can be obtained from your local authorities.

Repairs / Modifications:

The manufacturer cannot guarantee the performance of the product or the level of protection that is offered by the protector if modifications or repairs are carried out on this product by the user.

Storage:

The mouthguard box provided with your chosen product provides a secure, clean storage for your mouthguard. The mouthguard should always be stored in the mouthguard box when not in use. Do not place beneath heavy items that may damage the box or mouthguard. Do not expose the mouthguards or boxes to chemical substances, hazardous substances, or fire, which may contaminate the product and have an adverse effect on the level of protection offered by these products.

Cleaning:

After each use, the mouthguard and mouthguard box should be washed by rinsing with fresh water (no hotter than 35°C / 95°F). Do not use detergents or solvent cleaners. Allow to air dry away from sunlight or direct heat sources before storing.

Materials:

Traceability Code of the constituent materials: **EVA VA800**

These mouthguards are certified by SATRA Technology Europe Ltd, Bracetown Business Park Clonee, D15 YN2P, Ireland (Notified body 2777) in accordance with European PPE Regulation (EU) 2016/425

THIS USER INFORMATION / PACKAGING CONTAINS IMPORTANT INFORMATION RELATING TO THIS PRODUCT AND ITS USE, AND MUST THEREFORE BE RETAINED FOR FUTURE REFERENCE

Manufacture and distribution :
SAEMING SPORTS - 7, rue Cte Félix Castaldi-MONACO 98000.
Made in India.